

Year 1 Summer 1 Homework

Maths Bingo


On the grid below, you will find six different Maths challenges to do. You must complete one challenge a week on the writing frame provided and it is your choice which one you decide to do. When you have completed the activity, please put a cross through it.

Homework is due in every Wednesday and will be handed out on Friday.

<p>Order the leaves</p> <p>Measure the leaves and put them in order from shortest to longest.</p>	<p>Numbers to 10</p> <p>Write out the numbers to 10 and then cut out the Numicon and stick them in to represent the correct number.</p>	<p>More than, less than, equal to</p> <p>Complete the sheet using your knowledge of more than, less than and equal to.</p>
<p>Length and height</p> <p>Use a ruler to measure the lines.</p>	<p>Light or heavy?</p> <p>Tick the object that is the heaviest.</p>	<p>Count in 2's</p> <p>Practice counting in 2's to find out how many items there are!</p>

Leaf length ordering











Which leaf is the longest? Which leaf is the shortest?
Measure from stem to tip.













Year 1 Summer 1 Homework

Number Representation and Formation 1 to 10 Activity

Practise forming the numerals 1 to 10. Then, find the Numicon Shape which represents the number and match it to the numeral.




				
				

Year 1 Summer 1 Homework

 <small>oxfordprimary.co.uk/numicon-apparatus twinkl.com</small>	 <small>oxfordprimary.co.uk/numicon-apparatus twinkl.com</small>	 <small>oxfordprimary.co.uk/numicon-apparatus twinkl.com</small>	 <small>oxfordprimary.co.uk/numicon-apparatus twinkl.com</small>	 <small>oxfordprimary.co.uk/numicon-apparatus twinkl.com</small>
 <small>oxfordprimary.co.uk/numicon-apparatus twinkl.com</small>	 <small>oxfordprimary.co.uk/numicon-apparatus twinkl.com</small>	 <small>oxfordprimary.co.uk/numicon-apparatus twinkl.com</small>	 <small>oxfordprimary.co.uk/numicon-apparatus twinkl.com</small>	 <small>oxfordprimary.co.uk/numicon-apparatus twinkl.com</small>

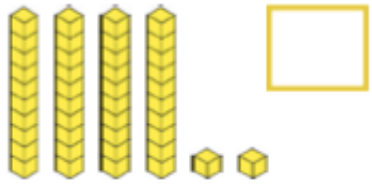
Year 1 Summer 1 Homework

Complete the table.

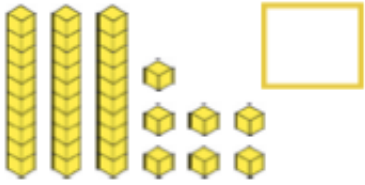
	is more than	4 tens and <input type="text"/> ones
Tick one number. 28 29 30 31 32 33 34 35 36 37 38 <input type="checkbox"/> <input type="checkbox"/> <input type="checkbox"/> <input type="checkbox"/> <input type="checkbox"/> <input type="checkbox"/> <input type="checkbox"/> <input type="checkbox"/> <input type="checkbox"/> <input type="checkbox"/> <input type="checkbox"/>	<	
	=	<input type="text"/> tens and <input type="text"/> ones

Type how many stickers Carlos and Jude each have.

Carlos has this many stickers:




Jude has this many:



Jude

I have more than Carlos. If you count my objects, there are 10.



Is Jude right? Type yes or no in the box.

Explain your answer.

Measuring Length and Height

To measure length and height in centimetres.



Use your ruler to measure the **length** of these lines.

A _____

cm

B _____

C _____

D _____

Finish this sentence:

The **longest** line is _____. The **shortest** line is _____.

Use your ruler to measure the **height** of these lines.

E

cm

F

G


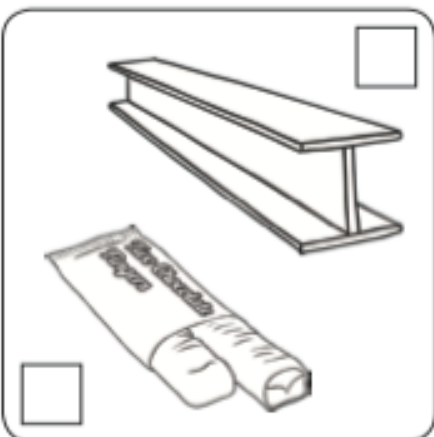
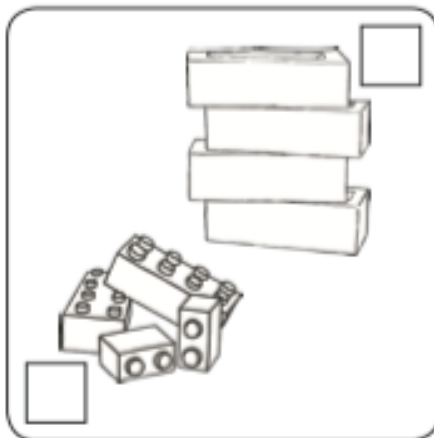



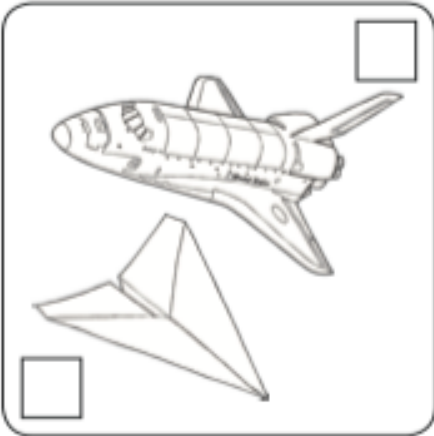
H

Finish this sentence:

The **tallest** line is _____. The **shortest** line is _____.

Light or Heavy?

Tick the object that is heaviest.



Counting In 2s

Count in 2s to find out how many items there are in each row and write the answer in the circle.

